



Marathwada Legal & General Education Society's
MANIKCHAND PAHADE LAW COLLEGE, AURANGABAD.

Re-Accredited by NAAC with '**B+**' Grade (2019)
20th Rank of OUTLOOK India's Best Professional Colleges (Law)2019
33rd Rank of INDIA TODAY India's Best Professional Colleges (Law)2019
15th Rank of Careers 360 Magazine best traditional law Colleges in India 2019

Dr. S. G. Shirsat,
LL.M. Ph.D.
Principal I/c

Samarthnagar, Aurangabad – 431001 (MS)
☎ (O) 0240-2336621, (R) 2357175
Fax: (0240) 2341146
Web : www.mplaw.org
E-mail ID : mplawcollege@gmail.com

Date: 25-06-2020

Notice

All the students of B.A. LL.B. - I & II yr. (CBCS Pattern) are hereby informed that examination form link started by Uni. from today 25/6/2020. You are informed to verify details of subjects & its fees from link - http://bamua.digitaluniversity.ac/PreExamv2_ExamformSubmission_PpAmAtWise.aspx

& make online payment to 'Manikchand Pahade Law College' using following link <https://www.onlinesbi.com/sbicollect/icollecthome.htm> on or before 30/06/2020. After due date exam form on any ground shall not be accepted by the College.

Principal I/c



Marathwada Legal & General Education Society's

MANIKCHAND PAHADE LAW COLLEGE, AURANGABAD.

Re-Accredited by NAAC with '**B+**' Grade (2019)

20th Rank of OUTLOOK India's Best Professional Colleges (Law)2019
33rd Rank of INDIA TODAY India's Best Professional Colleges (Law)2019
15th Rank of Careers 360 Magazine best traditional law Colleges in India 2019

Dr. S. G. Shirsat,
LL.M. Ph.D.
Principal I/c

Samarthnagar, Aurangabad – 431001 (MS)
☎ (O) 0240-2336621, (R) 2357175
Fax: (0240) 2341146
Web : www.mplaw.org
E-mail ID : mplawcollege@gmail.com

Date: 25-06-2020

Notice

All the students of LL.B. - I & II yr. (CBCS Pattern) are hereby informed that the examination form link started by University from today i.e. 25/06/2020. You are informed to verify the details of subjects & its fees from link:

http://bamua.digitaluniversity.ac/PreExamv2_ExamformSubmission_PpAmAtWise.aspx and make the online payment to 'Manikchand Pahade Law College SBI Collect Account' using following link <https://www.onlinesbi.com/sbicollect/icollecthome.htm> on or before 30/06/2020. After due date the exam for on any ground shall not be accepted by the College.

Principal I/c

Step wise procedure to make Exam Fees Payment on “SBI Collect” Online Payment Portal

Step 1) Go to - <https://www.onlinesbi.com/sbicollect/icollecthome.htm>

Welcome to State Com x | M Inbox (965) - mplawcoll x | Dr. Babasaheb Ambedka x | State Bank Collect x | Downloads x | New Tab x

onlinesbi.com/sbicollect/icollecthome.htm

GMAIL | BAMU Digital | DR.Bamu Animation | CET CE | DR. BAMU AC | MP LAW ORG | CET CELL Maha IT | Atom Transaction R... | COLLEGE REG

SBI | Goto this page or Search it on Google "SBI collect" | State Bank Collect

Products & Services Know More

STATE BANK COLLECT
A MULTI-MODAL PAYMENT PORTAL

DISCLAIMER CLAUSE

Terms Used

- > **Corporate Customer:** Firm/Company/Institution (F/C/I) collecting payment from their beneficiaries.
- > **User:** The beneficiary making a payment to F/C/I for the services/goods availed.
- > Bank shall not be responsible, in any way, for the quality or merchantability of any product/merchandise or any of the services related thereto, whatsoever, offered to the User by the Corporate Customer. Any disputes regarding the same or delivery of the Service or otherwise will be settled between Corporate Customer and the User and Bank shall not be a party to any such dispute. Any request for refund by the User on any grounds whatsoever should be taken up directly with the Corporate Customer and the Bank will not be concerned with such a request.
- > Bank takes no responsibility in respect of the services provided and User shall not be entitled to make any claim against the Bank for deficiency in the services provided by the Corporate Customer.
- > The User shall not publish, display, upload or transmit any information prohibited under Rule 3(2) of the Information Technology (Intermediaries guidelines) Rules, 2011.
- > In case of non-compliance of the terms and conditions of usage by the User, the Bank has the right to immediately terminate the access or usage rights of the User to the computer resource of the Bank and remove the non-compliant information.

I have read and accepted the terms and conditions stated above.
(Click Check Box to proceed for payment.)

Proceed

© State Bank of India | Privacy Statement | Disclosure | Terms of Use

EN | PM 01:21 | 25-06-2020

Step 2) Go to next page Select the State and Type of Institute

Welcome to State Comn x | Inbox (965) - mplawcolle x | Dr. Babasaheb Ambedka x | State Bank Collect x | Downloads x | New Tab x

onlinesbi.com/sbcollect/sbclink/displayinstitutiontype.htm

GMAIL | BAMU Digital | DR.Bamu Affiliation | CET CELL | DR. BAMU AC | MP LAW ORG | CET CELL Maha IT | Atom Transaction R... | COLLEGE REG | Other bookmarks

SBI State Bank Collect

State Bank Collect - State Bank Mops

State Bank Collect / State Bank Collect Exit

State Bank Collect 25-Jun-2020 [01:28 PM IST]

Select State and Type of Corporate / Institution

State of Corporate / Institution * Maharashtra

Type of Corporate / Institution * Educational Institutions

Go


- Mandatory fields are marked with an asterisk (*)
- State Bank Collect is a unique service for paying online to educational institutions, temples, charities and/or any other corporates/institutions who maintain their accounts with the Bank.

© State Bank of India Privacy Statement | Disclosure | Terms of Use

Step 3) Select Institute Name

The screenshot shows a web browser window with the URL `onlinesbi.com/sbicollect/payment/listinstitution.htm`. The page header includes the SBI logo and 'State Bank Collect'. The main content area has a blue navigation bar with 'State Bank Collect' and 'State Bank Mops'. Below this, there's a breadcrumb trail 'State Bank Collect / State Bank Collect' and an 'Exit' button. A grey bar shows 'State Bank Collect' and the date '25-Jun-2020 [01:30 PM IST]'. The main form area has a section 'Select from Educational Institutions' with a label 'Educational Institutions Name *'. A dropdown menu is open, showing 'MANIKCHAND PAHADE LAW COLLEGE' as the selected option. A green circle and arrow highlight this selection, with a red text annotation: 'Select Manikchand Pahade Law College from Drop Box'. Below the dropdown are 'Submit' and 'Back' buttons. A pink error message box states 'Mandatory fields are marked with an asterisk (*)'. The footer contains '© State Bank of India' and links for 'Privacy Statement', 'Disclosure', and 'Terms of Use'.


Step 4) Fill payment details

State Bank Collect

State Bank Collect ▾ State Bank Mops

State Bank Collect / State Bank Collect Exit

State Bank Collect 25-Jun-2020 [01:37 PM IST]




MANIKCHAND PAHADE LAW COLLEGE
SAMART NAGAR AURANGABAD, . AURANGABAD-431001

Provide details of payment

Select Payment Category *	<input type="text" value="FEES"/>
NAME OF STUDENT *	<input type="text"/>
CONTACT NUMBER *	<input type="text"/>
EMAIL ID *	<input type="text"/>
STUDENT ID NUMBER *	<input type="text"/>
CAST CATEGORY *	<input type="text"/>
COURSE/CLASS *	<input type="text" value="--Select COURSE/CLASS--"/>
YEARS/COURSE *	<input type="text" value="--Select YEARS/COURSE--"/>
HOSTEL FEES *	<input type="text"/>
UNIVERSITY EXAM FEES *	<input type="text"/>
REVALUATION/PHOTOCOPY ANS BOOK *	<input type="text"/>
REGISTRATION FOR ADMISSION *	<input type="text"/>
BONAFIDE FEE *	<input type="text"/>
OTHER FEE *	<input type="text"/>
Remarks	<input type="text"/>

***All the details are mandatory
Fill Zero in Hostel / Revaluation/
Registration / Bonafide / Other fees**

Please enter your Name, Date of Birth (For Personal Banking) / Incorporation (For Corporate Banking) & Mobile Number. This is required to reprint your e-receipt / remittance(PAP) form, if the need arises.

Name *	<input type="text"/>
Date Of Birth / Incorporation *	<input type="text"/> 
Mobile Number *	<input type="text"/>
Email Id	<input type="text"/>
Enter the text as shown in the image *	<input type="text" value="2C72E"/>

Submit **Reset** **Back**

- Mandatory fields are marked with an asterisk (*)
- The payment structure document if available will contain detailed instructions about the online payment process.
- Date specified(if any) should be in the format of 'ddmmyyy'. Eg., 02082008
- For Amount fields, only numbers are allowed and for free text fields (mandatory), following special characters are allowed: - / @ - _ &

© State Bank of India

Privacy Statement | Disclosure | Terms of Use

Step 5) To Make Online Payment using following payment options

The screenshot shows the State Bank MOPS (Multi Option Payment System) website. The browser address bar displays onlinesbi.com/sbicollect/payment/mopspage.htm. The page is titled "State Bank MOPS Multi Option Payment System" and "State Bank Collect".

The interface is divided into three main sections:

- Net Banking:**
 - State Bank of India: Bank Charges: Rs 11.8. [Click Here](#)
 - Other Banks Internet Banking: Bank Charges: Rs 17.7. [Click Here](#)
- Card Payments:**

This payment mode is not available between 23:30 hours IST and 00:30 hours IST

 - State Bank ATM-cum-Debit Card: Bank Charges: --. **Not Enabled**
 - Other Banks Debit Cards: Bank Charges: --. **Not Enabled**
 - Credit Cards: Bank Charges: Rs 12.98. [Click Here](#)
 - Prepaid Card: Bank Charges: Rs 12.98. [Click Here](#)
 - Foreign Card: Bank Charges: --. **Not Enabled**
- Other Payments Modes:**
 - SBI Branch: Bank Charges: Rs 59.0. [Click Here](#)
 - NEFT/RTGS: Bank Charges: Rs 15.0. [Click Here](#)
 - UPI: Bank Charges: Rs 0.0. [Click Here](#)

UPI is not available between 22:30 hours IST and 23:30 hours IST

The Windows taskbar at the bottom shows the system tray with the date and time: PM 01:52, 25-06-2020.

***After Successful online payment please take print out of Payment Receipt for future reference.**